

Dear Family,

This week your child is learning to find number partners for 10.

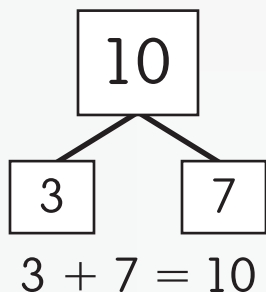


Your child will practice finding all the ways to make 10. This will help your child use multiple strategies for adding and subtracting one-digit and two-digit numbers.

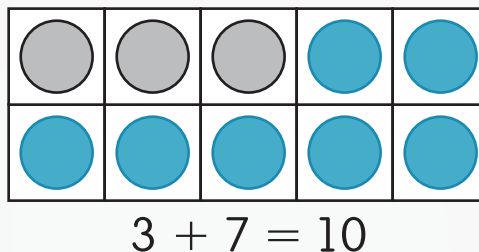
Partners for 10

1 and 9
2 and 8
3 and 7
4 and 6
5 and 5

Writing numbers in a number bond is one way to show partners for 10.



Adding counters of two different colors to a 10-frame is another way to show partners for 10.



Invite your child to share what he or she knows about number partners for 10 by doing the following activity together.




Number Partners for 10 Activity

Start by asking your child to hold up some of his or her fingers to show a number. Then ask your child to tell you the number partner that makes 10. Your child can find the partner by unfolding and counting his or her other fingers.

For example:

- Ask your child to show 6 fingers.
- Your child holds up 6 fingers.
- Ask how many more fingers are needed to make 10.
- Your child unfolds and counts his or her folded fingers one at a time: “1, 2, 3, 4.”
- Your child then names the partners of 10: “6 and 4 make 10.”



Repeat the activity until your child has named all the number partners for 10.

